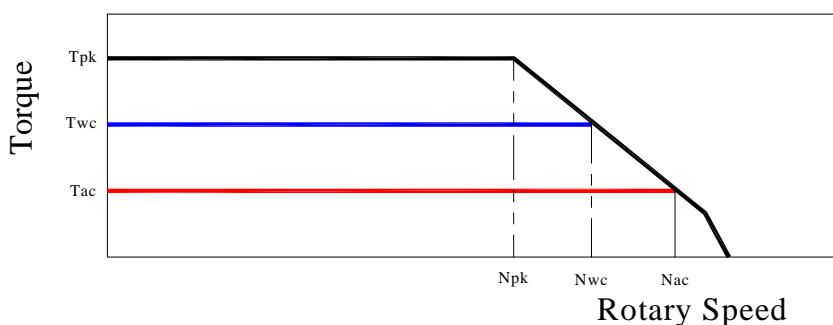


TORQUE MOTOR - MK-CI 450-150 WA

Motor specification	Symbol	Unit	
Number of pole	P		88
Peak Torque	T _{pk}	Nm	3647
Continuos Torque (Water Cooling Dt100)	T _{wc}	Nm	2119
Continuos Torque (Air Cooling Dt100)	T _{ac}	Nm	831
Stall Torque (Water Cooling)	T _{wsc}	Nm	1682
Stall Torque (Air Cooling)	T _{sac}	Nm	636
Ripple Torque (Cogging Torque)	T _r	Nm	21
Power Loss at T _{wc}	P _{wc}	Kw	9,1
Power Loss at T _{ac}	P _{ac}	Kw	1,4
Termal Resistance Water Cooling	R _{thWc}	Kw	0,01
Termal Resistance Air Cooling	R _{thAc}	Kw	0,08
Torque Constant	K _t	Nm/a	38
Back EMF Constant	K _e	V/1000 Rpm	2340
Maximum Speed at I _{pk} at 600 Vdc	N _{pk}	rpm	55
Maximum Speed at I _{wc} at 600 Vdc	N _{wc}	rpm	110
Maximum Speed at I _{ac} at 600 Vdc	N _{ac}	rpm	160
Winding Resistance (Phase to Phase)	R ₂₀	Ω	1,25
Winding Inductance (Phase to Phase)	L	mh	9,4
Peak Current	I _{pk}	Arms	138
Continuos Current (Water Cooling Dt100)	I _{wc}	Arms	57
Continuos Current (Air Cooling Dt100)	I _{ac}	Arms	22,8
Stall Current at 0 Speed (Water Cooling)	I _{wsc}	Arms	44,8
Stall Current at 0 Speed (Air Cooling)	I _{sac}	Arms	17,3
Maximum Winding Temperature		°C	130
Height of Rotor		mm	150
Height of Stator		mm	210
Stator jacket outer diameter		mm	485

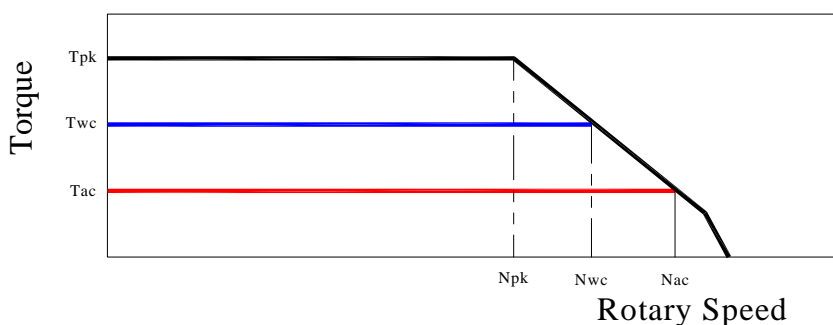
Torque diagram

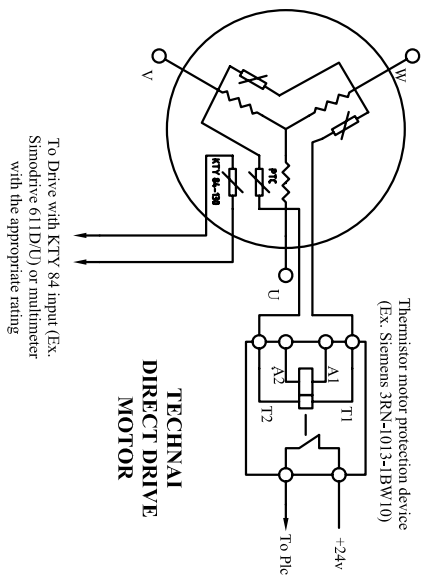
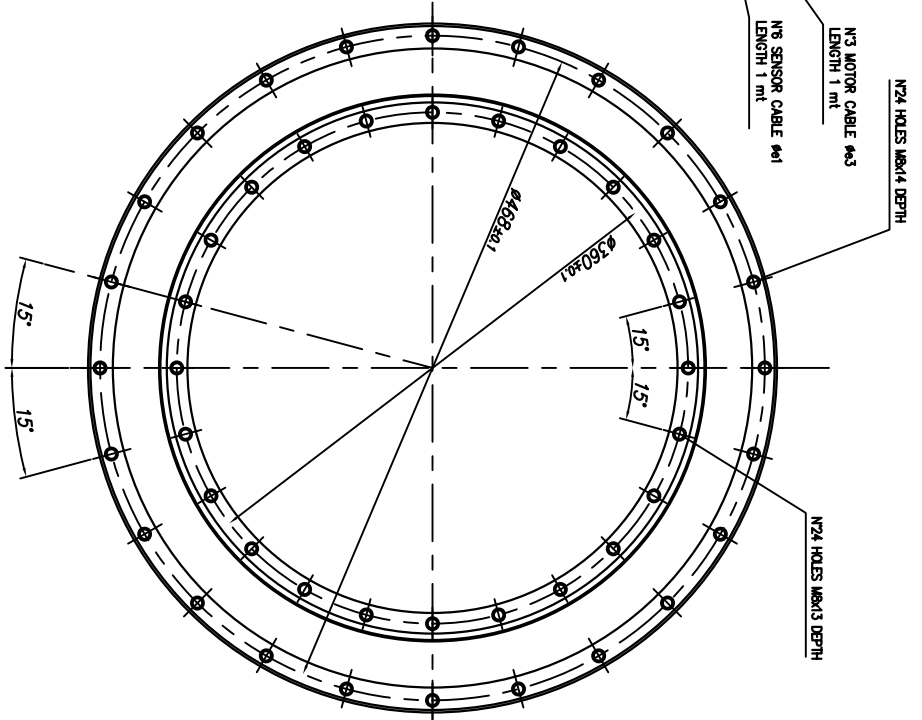
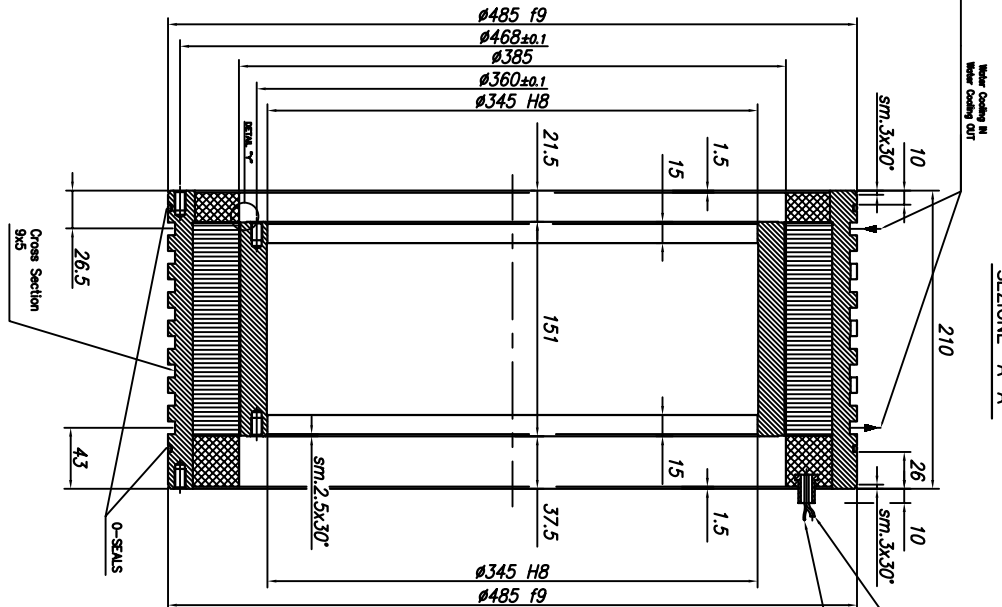
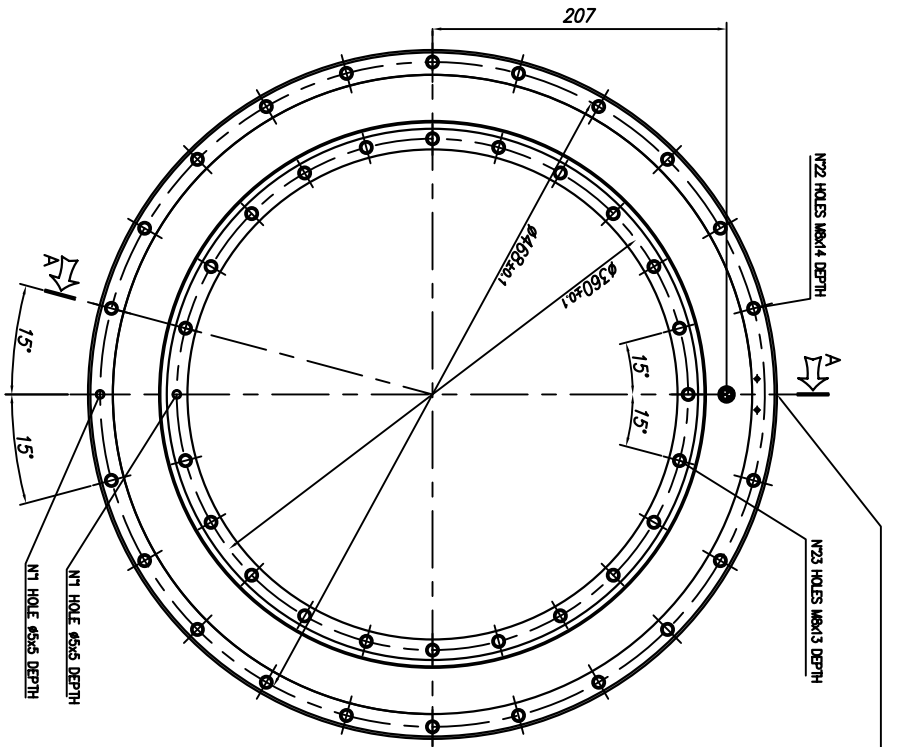


TORQUE MOTOR - MK-CI 450-150 WB

Motor specification	Symbol	Unit	
Number of pole	P		88
Peak Torque	T _{pk}	Nm	3647
Continuos Torque (Water Cooling Dt100)	T _{wc}	Nm	2109
Continuos Torque (Air Cooling Dt100)	T _{ac}	Nm	827
Stall Torque (Water Cooling)	T _{wsc}	Nm	1673
Stall Torque (Air Cooling)	T _{sac}	Nm	633
Ripple Torque (Cogging Torque)	T _r	Nm	21
Power Loss at T _{wc}	P _{wc}	Kw	9,1
Power Loss at T _{ac}	P _{ac}	Kw	1,4
Termal Resistance Water Cooling	R _{thWc}	Kw	0,01
Termal Resistance Air Cooling	R _{thAc}	Kw	0,08
Torque Constant	K _t	Nm/a	20,1
Back EMF Constant	K _e	V/1000 Rpm	1239
Maximum Speed at I _{pk} at 600 Vdc	N _{pk}	rpm	125
Maximum Speed at I _{wc} at 600 Vdc	N _{wc}	rpm	230
Maximum Speed at I _{ac} at 600 Vdc	N _{ac}	rpm	310
Winding Resistance (Phase to Phase)	R ₂₀	Ω	0,36
Winding Inductance (Phase to Phase)	L	mh	2,7
Peak Current	I _{pk}	Arms	260
Continuos Current (Water Cooling Dt100)	I _{wc}	Arms	110,5
Continuos Current (Air Cooling Dt100)	I _{ac}	Arms	43
Stall Current at 0 Speed (Water Cooling)	I _{wsc}	Arms	84,2
Stall Current at 0 Speed (Air Cooling)	I _{sac}	Arms	32,5
Maximum Winding Temperature		°C	130
Height of Rotor		mm	150
Height of Stator		mm	210
Stator jacket outer diameter		mm	485

Torque diagram

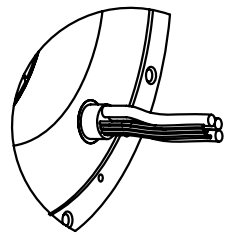




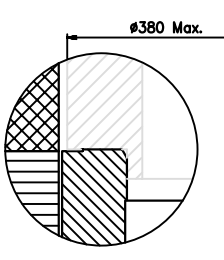
TECHNAI
DIRECT DRIVE
MOTOR

To Drive with KTY 84 input (Ex:
Simodrive 611D(U) or multimeter
with the appropriate rating

SEZIONE "A-A"

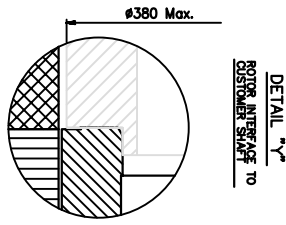
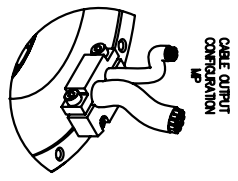
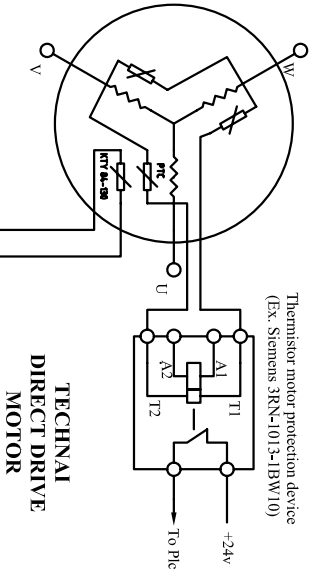
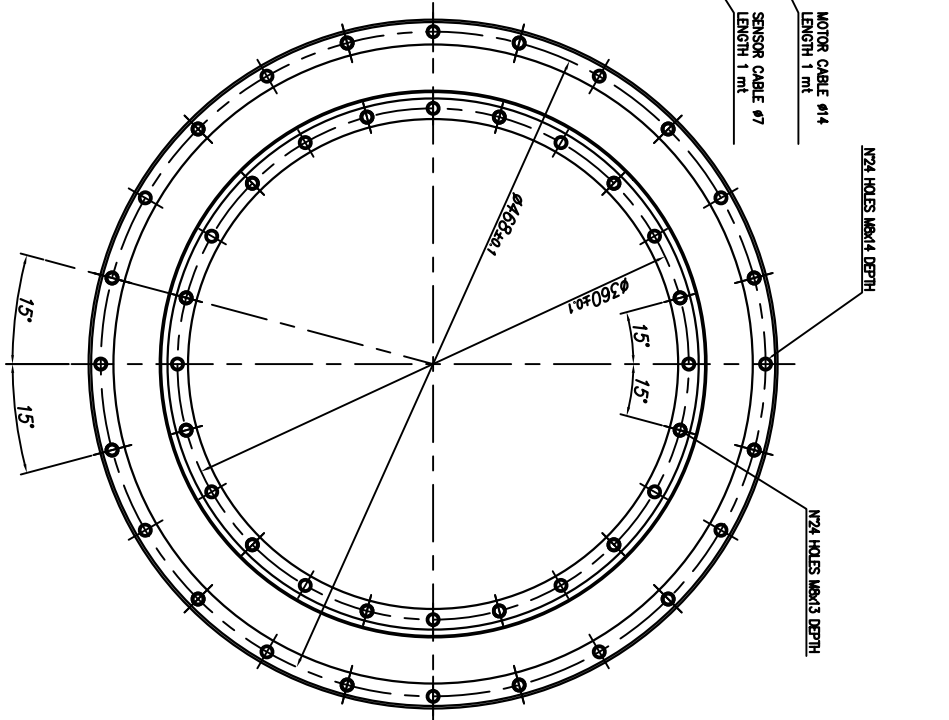
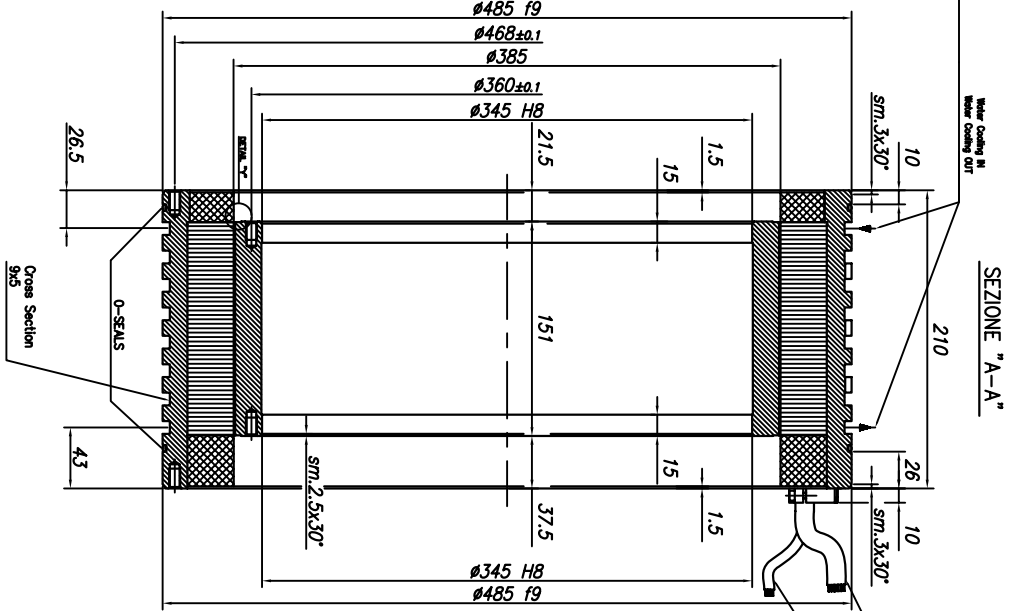
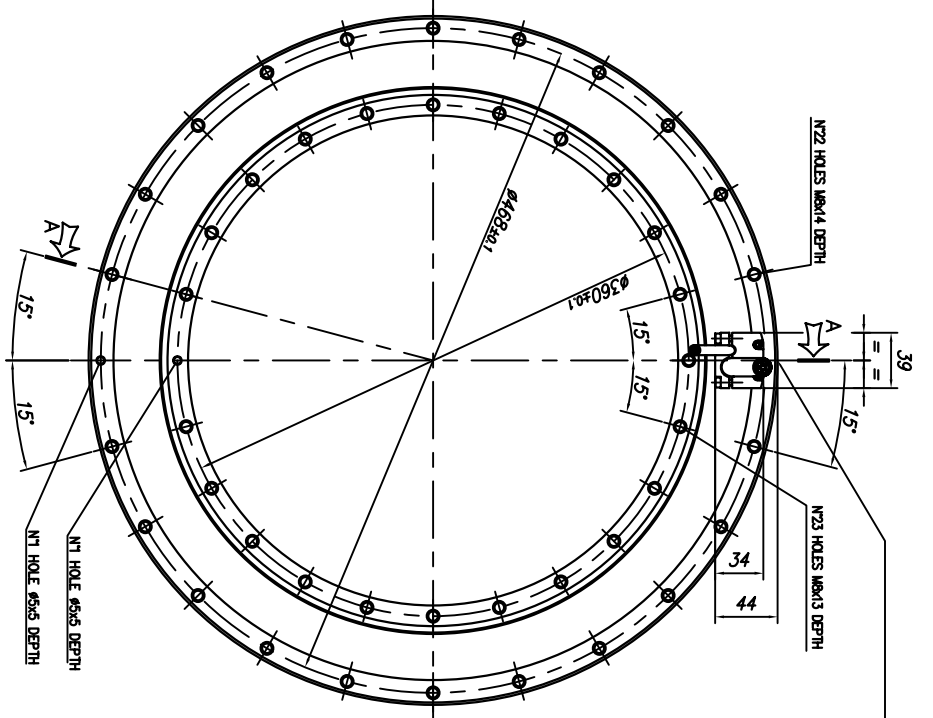


CABLE OUTPUT
CONFIGURATION
MF



DETAIL "Y"
ROTOR INTERFACE TO
CUSTOMER SHAFT

REV.	DESCRIPTION	DATE	BY
001	GENERAL ASSEMBLY		
TECHNAI			
ROTOR-STATOR KIT MK-CI 450			
MK-CI 450-150 MF			
SHEET		OF 1	



NO. 000001	DATE	BY	REV.	DESCRIPTION
01	18.03.2009			GENERAL ASSEMBLY
TECHNICAL ROTOR-STATOR KIT MK-CI 450 MK-CI 450-150 MP SHEET 1 OF 1				
Proprietà esclusiva di TECNICAL Team s.r.l. - Reproduction e diffusione vietata, anche autoriservazione scritta.				